

WHITMAN CYCLING

:MISSIONARY OMNIUM:

4.4.15 – 4.5.15

{ WALLA WALLA, WA }



{ Held under USAC Permit 2015-531 }

Road Race **\$20**
 Team Time Trial **\$5**
 Criterium **\$20**
 Per Rider per weekend surcharge **5\$**
Checks Payable to NWCCC

Scoring will be done in compliance with Northwest Collegiate Cycling Conference Guidelines. USAC rules enforced, proper waivers required, and USAC approved helmets. All collegiate races are also invitational events for international collegiate cycling clubs. There will not be prizes.

Waitsburg ROAD RACE

SATURDAY 4.4

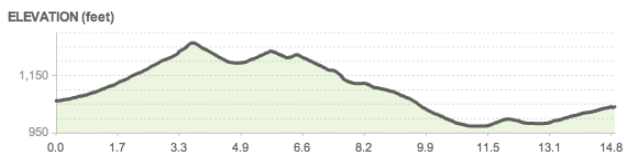
Directions: [From WW, 9 miles north on Lower Waitsburg Rd. Staging at Grain Silos.](#)

Registration: 7:30-8:30am at Grain Silos

Course: [1.5-mile loop, rolling terrain](#)

Schedule of Events:

| | | | |
|--------|-----------|--------|----------|
| 9:00a | Men B | 3 laps | 45 miles |
| 9:05 | Men's C | 2 laps | 30 miles |
| 9:10 | Women's B | 2 laps | 30 miles |
| 12:00p | Men A | 5 laps | 75 miles |
| 12:05 | Women's A | 3 laps | 45 miles |



Campus CRITERIUM

SUNDAY 4.5

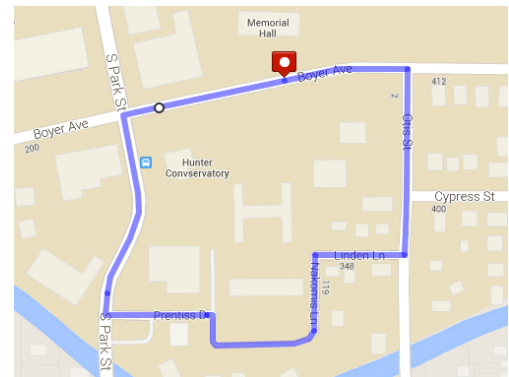
Directions: [From Main St. head northeast. Turn right on Boyer Ave. Parking available on Boyer \(past road closure\) and on S Park St \(within road closure\). Do not use or block the parking lots by Reid Campus Center, Science Building, or Theater.](#)

Registration: 7:00-7:45a near Start/Finish

Course: 1/2 mile, 8 corner course on campus. Start/Finish on Boyer Ave (red marker)

Schedule of Events:

| | | |
|-------|---------|--------|
| 8:00a | Men C | 30 min |
| 8:40 | Women B | 30 min |
| 9:20 | Men B | 45 min |
| 10:15 | Women A | 45 min |
| 11:10 | Men A | 60 min |



Waitsburg Silo TIME TRIAL

SATURDAY 4.4

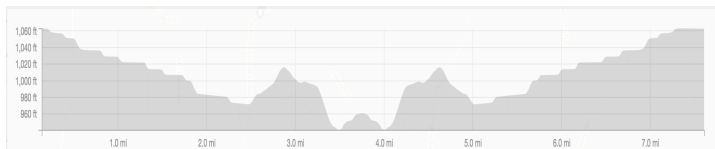
Directions: Same as RR staging

Registration: At RR staging

Course: [7.6-mile rolling course with 1 turnaround.](#)

First team off at 4:30p – Minute Intervals

MC – WB – MB – WA – MA



CONTACT INFORMATION:

Race Director: Mackinzie Stanley
stanlema@whitman.edu

Homestays: Fiona Bennitt
bennitfb@whitman.edu